







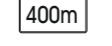






-  **Z 112**
-  **Z 274-30**
- in den Baubereichen**
-  **Z 250**
-  **Z 1028-30**
-  **600-33+WL-Rot**
-  **1) Z 274-50**
100m
-  **1) Z 274-70**
300m
-  **Z 123**
400m
-  **Z 1004-30-400**
400m
-  **Z StVO357**
-  **StVO1028-31**
-  **StVO1008-34**
-  **600-33+WL-Gelb**

Anlage: Blatt

K39

Instandsetzung
- Vollsperrung -

Maßstab: ohne